

Scaled data based on original data using
LM-79-08 Approved Method: Electrical and Photometric Measurements of Solid-
State Lighting Products

Test Report Prepared for
Cooper Lighting Solutions
(formerly Eaton)

Brand: McGRAW-EDISON

Report Number: P946888

Luminaire Tested: **GALN-SB2B-930-U-5MQ**

Issue Date: 1/21/2025

Test Information

Test Method: LM-79-08
Report Number: P946888
TEST IS SCALED FROM IESNA LM-79-08 TEST DATA (G2-2411-289-20)
Test Lab: INNOVATION CENTER
Issue Date: 1/21/2025
Manufacturer: COOPER LIGHTING SOLUTIONS (FORMERLY EATON)
Product Line: McGRAW-EDISON
Catalog Number: GALN-SB2B-930-U-5MQ
Description: GALLEON AREA AND ROADWAY HIGH DENSITY LED LUMINAIRE
(2) 90 CRI, 3000K, 450mA LIGHTSQUARES WITH 26 LEDS EACH AND TYPE V MEDIUM OPTICS
Light Source: -
Ballast/Driver: -

Summary

Lumens per Lamp: N/A
Luminaire Lumens: 8204 lumens
Efficiency: N/A
Efficacy: 111.0 lumens/watt
Luminous Opening: Rectangular (W 0.5' x L: 1' x H: 0')
IES Classification: Type V - Short
BUG Rating: B3 - U0 - G2

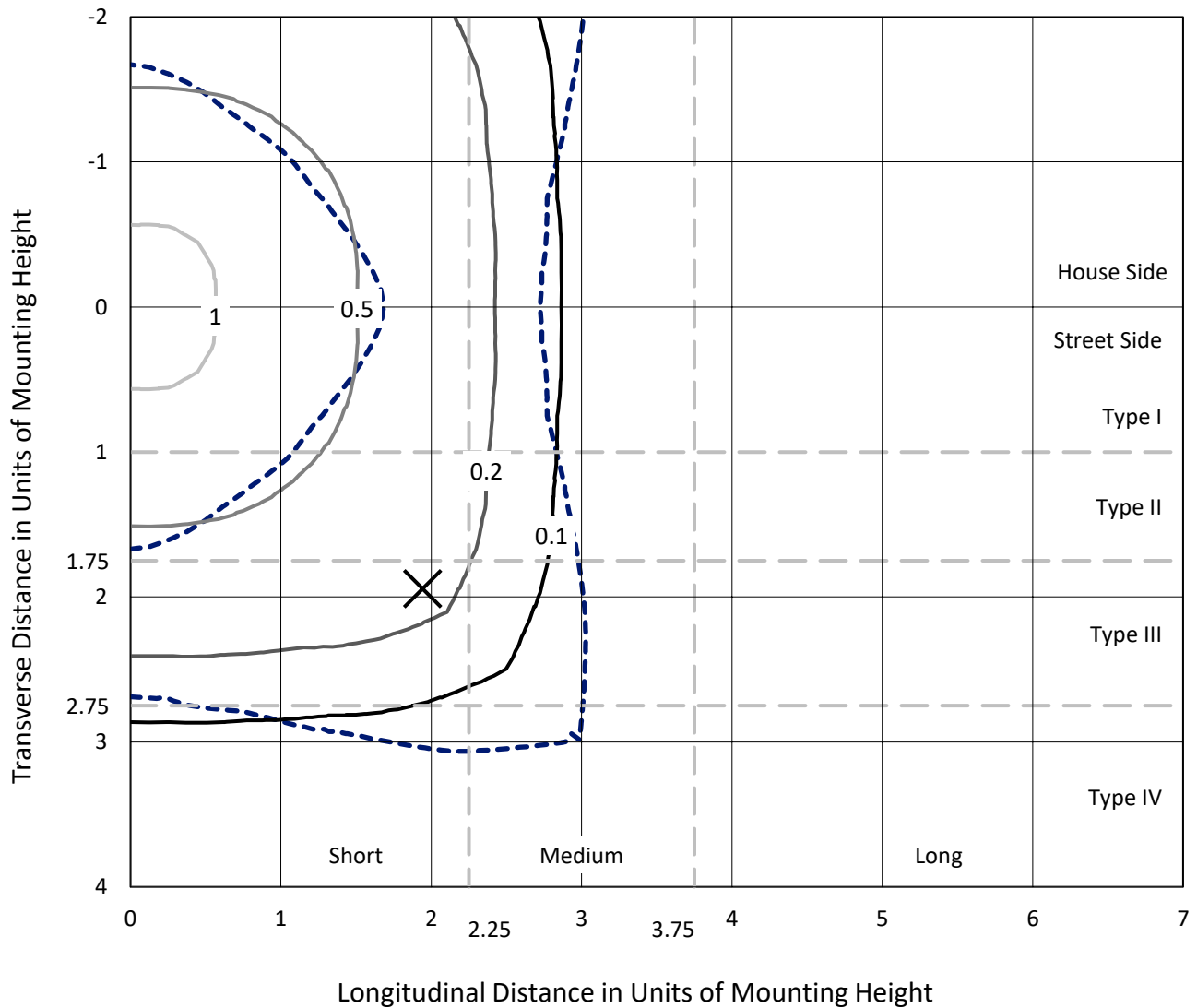
Input Watts (W): 73.9
Input Voltage (V): NR
Input Current (Ain): NR
Voltage Rise (V): NR
Power Factor: NR
Total Harmonic Distortion (THDi): NR
Frequency (hertz): 60
Stabilization Time: NR
Operation Time: NR
Ambient Temperature (°C): NR
Test Distance: 24 FT



REPORT NUMBER: P946888
 CATALOG NUMBER: GALN-SB2B-930-U-5MQ

Iso-Footcandle Lines of Horizontal Illumination

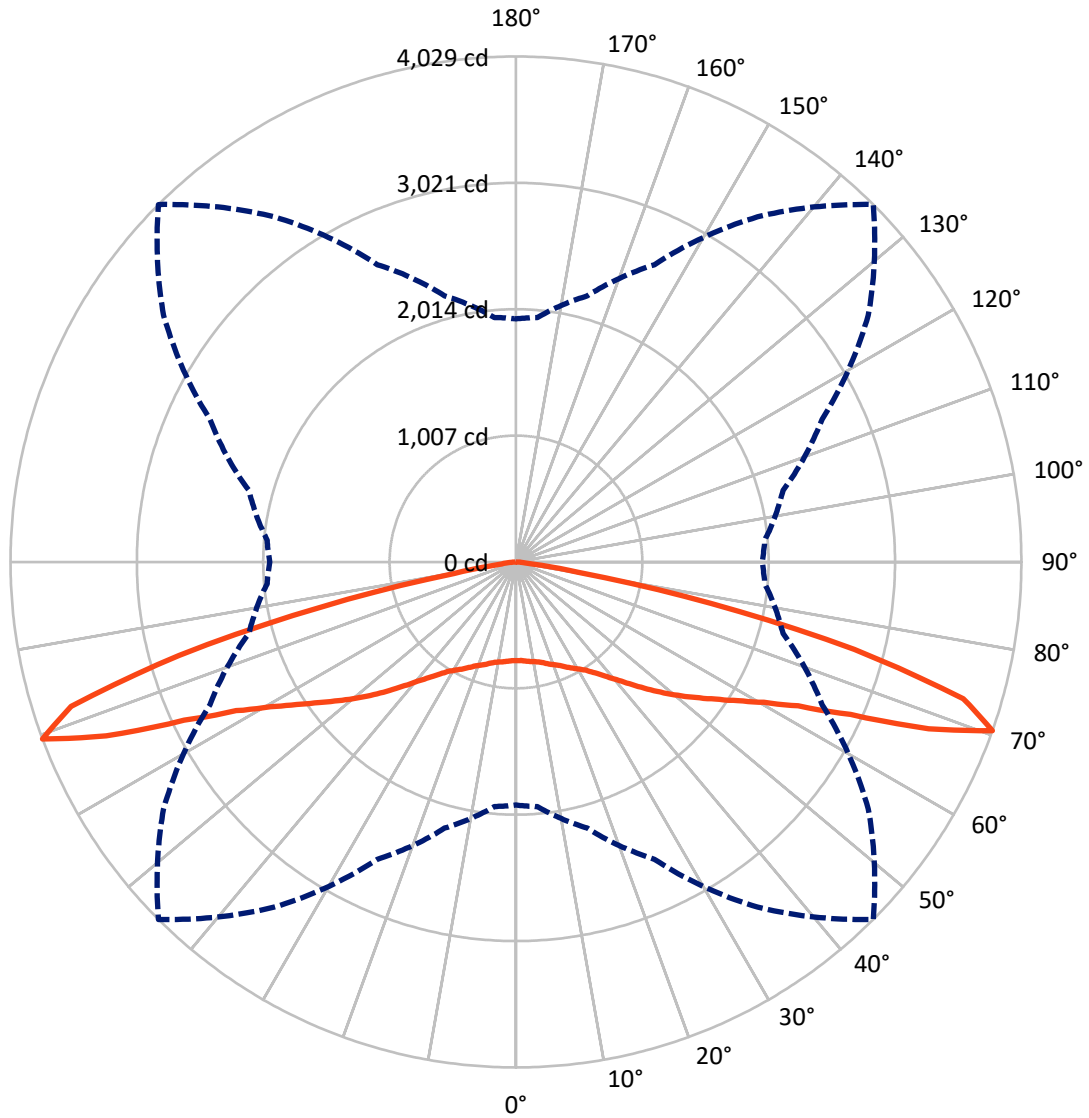
× Max cd
 - - - 1/2 Max cd



Based on 25 foot mounting height. Maximum calculated value = 1.3 fc
 Type V - Short - N/A

REPORT NUMBER: P946888
CATALOG NUMBER: GALN-SB2B-930-U-5MQ

Luminous Intensity Polar Plot



— Vertical Plane Through 45-Deg Lateral - - - Horizontal Cone Through 70-Deg Vertical

REPORT NUMBER: P946888

CATALOG NUMBER: GALN-SB2B-930-U-5MQ

FLUX DISTRIBUTION:

		Downward	Upward	Total
House Side	Lumens	4102.0	0.0	4102.0
	% Fixture	50.0	0.0	50.0
Street Side	Lumens	4102.0	0.0	4102.0
	% Fixture	50.0	0.0	50.0
Total	Lumens	8204.0	0.0	8204.0
	% Fixture	100.0	0.0	100.0

ZONAL LUMENS:

Zone	Lumens	% Fixture
0°-10°	76.3	0.9
10°-20°	236.7	2.9
20°-30°	423.1	5.2
30°-40°	685.8	8.4
40°-50°	1117.1	13.6
50°-60°	1703.2	20.8
60°-70°	2533.8	30.9
70°-80°	1381.0	16.8
80°-90°	47.0	0.6
90°-100°	0.0	0.0
100°-110°	0.0	0.0
110°-120°	0.0	0.0
120°-130°	0.0	0.0
130°-140°	0.0	0.0
140°-150°	0.0	0.0
150°-160°	0.0	0.0
160°-170°	0.0	0.0
170°-180°	0.0	0.0
0°-90°	8204.0	100.0
0°-180°	8204.0	100.0

Coefficient of Utilization



REPORT NUMBER: P946888

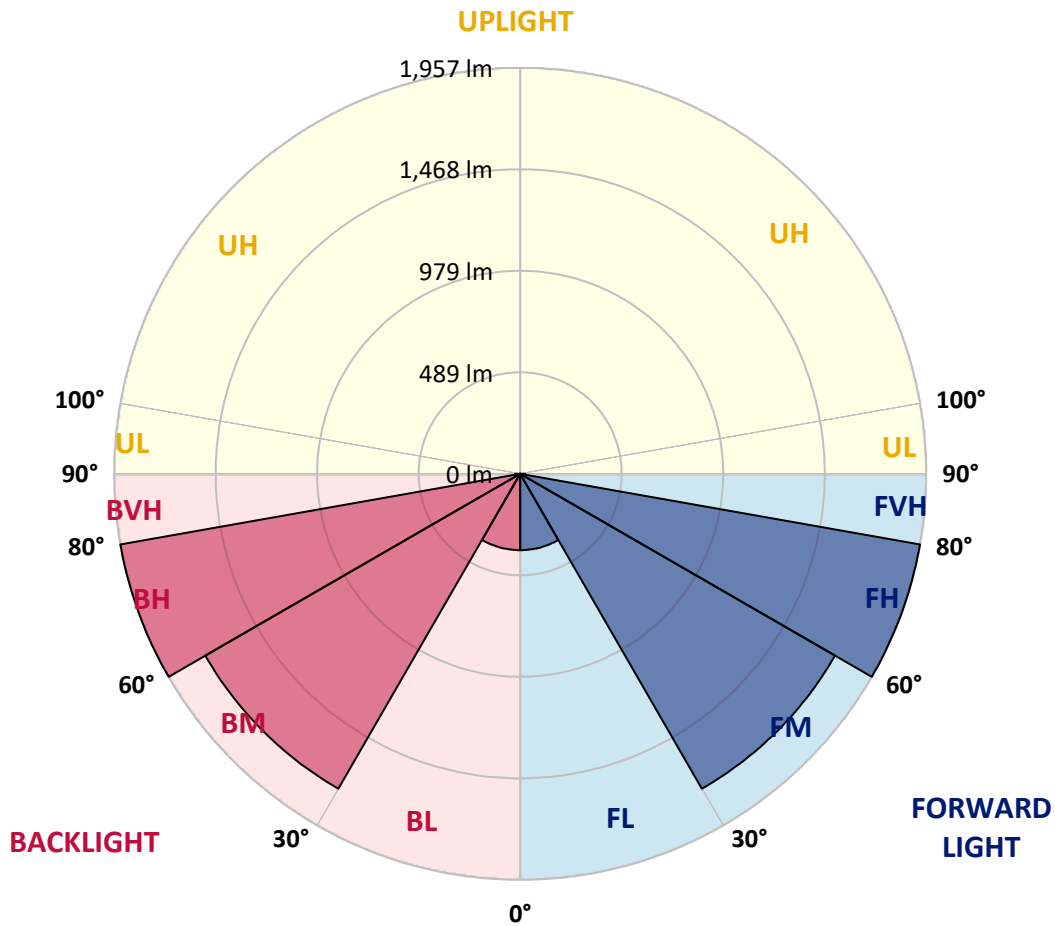
CATALOG NUMBER: GALN-SB2B-930-U-5MQ

LUMINAIRE CLASSIFICATION SYSTEM LUMEN TABLE AND BUG RATING:

Zone	Lumens	% Fixture	Zone Rating/Lumen Limit		
			B	U	G
FL (0°-30°)	368.1	4.5			
FM (30°-60°)	1753.0	21.4			
FH (60°-80°)	1957.4	23.9			G2/5000
FVH (80°-90°)	23.5	0.3			G1/100
BL (0°-30°)	368.1	4.5	B1/500		
BM (30°-60°)	1753.0	21.4	B2/2500		
BH (60°-80°)	1957.4	23.9	B3/2500		G2/5000
BVH (80°-90°)	23.5	0.3			G1/100
UL (90°-100°)	0.0	0.0		U0/0	
UH (100°-180°)	0.0	0.0		U0/0	

BUG Rating: B3-U0-G2

Type V Short



REPORT NUMBER: P946888

CATALOG NUMBER: GALN-SB2B-930-U-5MQ

CANDELA DISTRIBUTION (FULL):

	0°	5°	15°	25°	35°	45°	55°	65°	75°	85°
0°	785.9	785.9	785.9	785.9	785.9	785.9	785.9	785.9	785.9	785.9
2.5°	789.6	790.4	788.7	787.9	787.1	785.9	786.3	788.3	790.0	789.6
5°	796.2	797.0	795.7	795.3	793.7	793.3	793.3	795.3	796.6	795.7
7.5°	803.6	804.8	802.7	802.3	801.5	800.7	800.3	802.3	803.6	803.6
10°	810.6	811.8	810.2	808.9	808.1	808.1	807.3	808.9	811.0	810.6
12.5°	818.0	818.8	817.2	816.3	816.3	817.6	816.3	817.2	818.8	818.0
15°	827.0	827.5	827.0	828.3	830.3	834.5	830.8	829.9	830.8	828.7
17.5°	839.4	840.2	841.9	844.8	847.6	855.1	848.5	846.4	846.4	842.3
20°	854.6	855.9	858.3	863.3	867.0	874.0	867.4	864.5	863.3	857.9
22.5°	870.7	872.8	876.5	883.1	889.7	896.2	889.7	884.7	881.0	874.0
25°	889.2	891.7	897.5	908.2	917.2	926.7	918.9	909.0	901.6	891.7
27.5°	915.6	918.5	925.5	938.7	950.2	958.4	951.0	938.3	928.0	916.0
30°	952.7	955.6	963.8	977.8	985.6	991.0	986.0	976.1	963.8	950.2
32.5°	1000.4	1004.2	1013.2	1026.4	1028.0	1028.9	1027.2	1022.3	1013.2	996.7
35°	1061.0	1065.1	1075.4	1086.1	1084.5	1086.1	1083.6	1082.0	1075.4	1056.5
37.5°	1135.1	1140.1	1150.8	1159.0	1154.9	1152.8	1153.3	1153.7	1150.0	1129.0
40°	1221.2	1227.8	1235.6	1244.3	1237.3	1231.1	1235.2	1238.5	1235.2	1213.8
42.5°	1309.8	1319.2	1327.5	1339.8	1334.1	1326.2	1332.0	1335.7	1328.7	1305.6
45°	1408.2	1417.3	1428.0	1446.5	1442.4	1434.2	1442.4	1443.2	1431.3	1404.1
47.5°	1509.9	1519.4	1535.5	1560.2	1558.5	1549.5	1560.2	1554.4	1539.2	1506.6
50°	1606.3	1619.5	1644.2	1678.8	1682.1	1671.0	1685.4	1674.3	1648.7	1608.0
52.5°	1696.9	1710.9	1750.1	1797.0	1809.0	1794.5	1813.9	1794.5	1756.2	1703.9
55°	1792.1	1807.7	1854.3	1915.6	1939.5	1928.8	1946.9	1917.7	1863.3	1799.9
57.5°	1904.1	1913.6	1969.2	2042.1	2082.4	2084.9	2093.2	2043.7	1977.8	1905.7
60°	2025.6	2038.8	2099.3	2186.6	2250.5	2271.1	2262.4	2189.1	2112.5	2029.7
62.5°	2181.3	2195.7	2268.2	2372.8	2473.7	2524.8	2491.0	2384.8	2290.0	2190.8
65°	2310.2	2326.3	2457.2	2643.8	2827.5	2930.1	2845.2	2649.6	2479.1	2339.0
67.5°	2216.7	2236.5	2442.0	2784.7	3241.5	3547.5	3257.1	2826.7	2492.7	2302.8
70°	1937.5	1956.0	2195.7	2614.6	3358.0	4028.6	3428.0	2691.6	2203.5	1991.0
72.5°	1286.3	1346.0	1588.6	2091.1	2998.5	3727.9	3028.1	2048.7	1473.7	1283.4
75°	426.7	474.5	640.1	1084.1	2008.3	2788.0	1911.9	959.3	507.0	364.9
77.5°	107.5	124.0	170.9	310.1	801.1	1587.4	721.2	253.3	138.0	96.4
80°	52.3	57.7	82.4	103.4	200.6	504.5	188.2	97.2	65.1	50.2
82.5°	28.8	29.2	46.5	58.5	74.5	130.6	77.4	56.8	37.5	30.5
85°	17.7	17.3	24.7	31.3	31.3	46.5	37.1	31.3	21.4	18.9
87.5°	7.0	7.0	9.1	9.9	8.6	11.9	9.5	10.3	8.2	7.8
90°	0.0	0.0	0.0	0.0	0.0	0.0	0.0	0.0	0.0	0.0

(END C

90°
785.9
790.0
796.2
803.6
810.6
817.6
828.7
842.3
857.9
873.6
891.3
915.6
950.2
997.2
1056.5
1129.0
1213.8
1307.3
1407.0
1504.6
1607.1
1699.0
1791.2
1895.9
2016.5
2173.5
2316.0
2274.4
1962.6
1241.8
345.2
86.1
46.1
30.5
19.8
8.2
0.0

OF REPORT)